



KAPCI
COATINGS

For professional use only

Issue: February 2016

Kapci 6030 2K Anti-Scratch Clearcoat

Product description

Kapci 6030 is 2K anti-scratch clearcoat suitable for repair of all kind of vehicles. It delivers high gloss and long lasting resistance. It is used with Kapci hardeners to give optimal performances and final finish.

Substrates

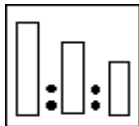
Kapci 6030 anti-scratch clearcoat should be applied over:

1. Kapcibase 670 basecoat;
2. Properly prepared paint work in good conditions;

Existing job should be properly sanded and degreased.

For cleaning and degreasing the surface prior to applying the basecoat it is recommended to use Kapci Degreaser 605.

Application



Mixing ratio:
100:50:5-10
(2:1:0.1-0.2)

100% Kapci 6030 Anti-Scratch Clearcoat
50% Kapci 2K Hardeners: 6033 Fast, 6035 Normal
5-10% Kapci 2K Thinners: 600F Fast, 600 Normal, 601 Slow or 602 Extra Slow

Note: Select appropriate hardener and thinner according to ambient temperature, air movement, and size of the surface.

These products are for the professional painting of automotive vehicles only after reference to the manufacturer's Material Safety Data Sheets (MSDS)

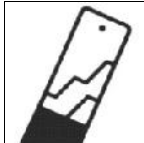
Rev (01) 02/2016



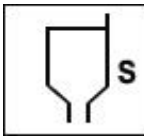
KAPCI
COATINGS

For professional use only

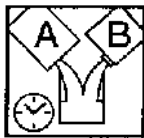
Issue: February 2016



Use measuring stick



Application viscosity:
18-20 s (DIN4/20°C)




Pot life:
4 h at 20°C



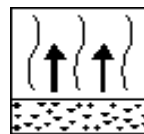
Spraygun tips:
1.3-1.4 mm
Conventional:
3.0-3.5 bar/45-50 psi inlet
HVLP: 2 bar/30 psi inlet

Refer to the spraygun manufacturer's recommendation.



Number of coats:
Apply 1 light and 1 normal coat.

Total dry film thickness 50-60 microns.



Flash off time:
3-5 min/20°C between coats;
20 min/20°C before baking



Drying time:
14-16h/20°C
30 min/60°C



IR Drying:
Short wave*: 10-15 min
*Guideline for IR equipment.

Refer to the IR equipment manufacturer's instructions for set up.



KAPCI
COATINGS

For professional use only

Issue: February 2016

General notes

Choice of hardener

Kapci offers a range of hardeners to meet every type and size of car refinish under all conditions.

The recommendations below are for guidance only:

Kapci 6033 Fast hardener is recommended for temperatures below 20°C for spot repair and small size (1 panel) repair.

Kapci 6035 Normal hardener is suitable for large areas, i.e. for all repairs at temperatures up to 25°C.

Rectification and polishing

Kapci 6030 clearcoat does not require polishing as it offers very good gloss. In a case that some dirt has occurred, denib with P1500 or finer and polish by machine using a high quality polish. Polishing is easiest up to 24 h after the drying time.

Other tips

1. For optimum application, ensure that both spray booth temperature and paint temperature are between 20°C and 25°C.
2. Clean the spraygun thoroughly immediately after use of 2K products.

VOC (2004/42/EC)

2004/42/II B(e)(840)520

The EU limit value for this product (product category: IIB.e) in ready for use form is maximum 840 g/liter of VOC.

The VOC content of this product in ready for use form is maximum 520 g/liter.

Health and Safety

1. For full Health and Safety information please refer to Material Safety Data Sheet (MSDS).
2. Observe the precautionary notices displayed on the container.
3. Goggles and suitable protective equipment must be worn while using these products.
4. Good ventilation must be provided in the working environment.



KAPCI
COATINGS



For professional use only

Issue: February 2016

IMPORTANT NOTE: These products are for professional use only. The information in this Technical Data Sheet is based on our best knowledge and given for information purposes only without any obligation as we do not have control over the quality and conditions of the surface, or over many factors affecting the use and application of the product. Always read the Material Safety Data Sheet and the Technical Data Sheet for this product if available.

Rev (01) 02/2016